

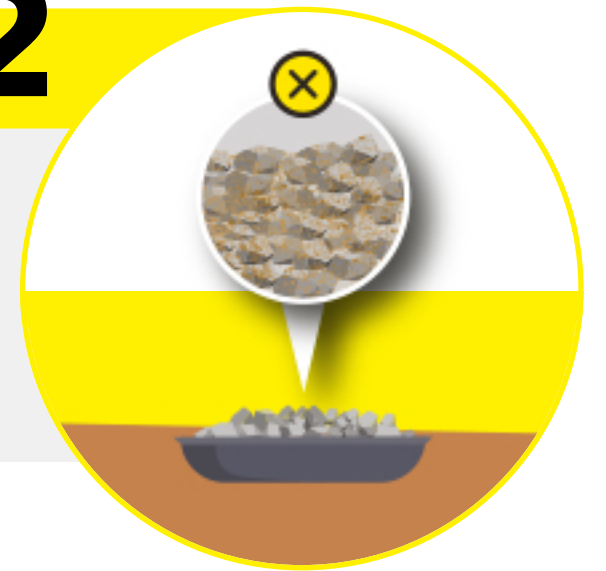
Let's see how correct coarse aggregates are selected:

01




The aggregates with more density and less sparkles make a strong bond with the cement.

02



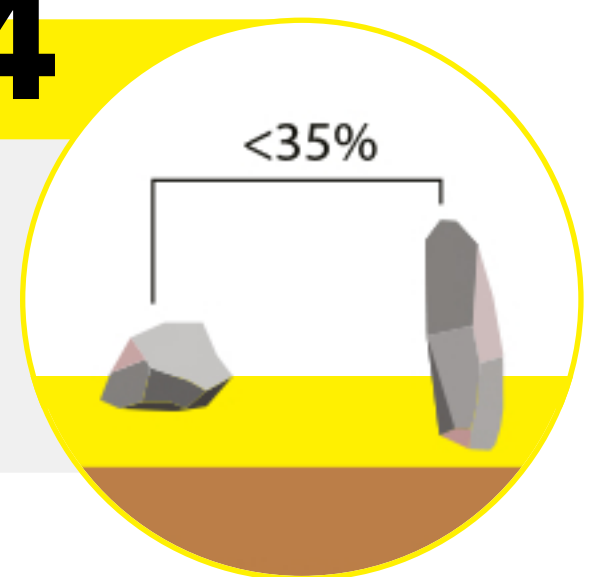
Take note that, there should not be more dust and dirt in the aggregates; it makes the grip of the cement loose.

03



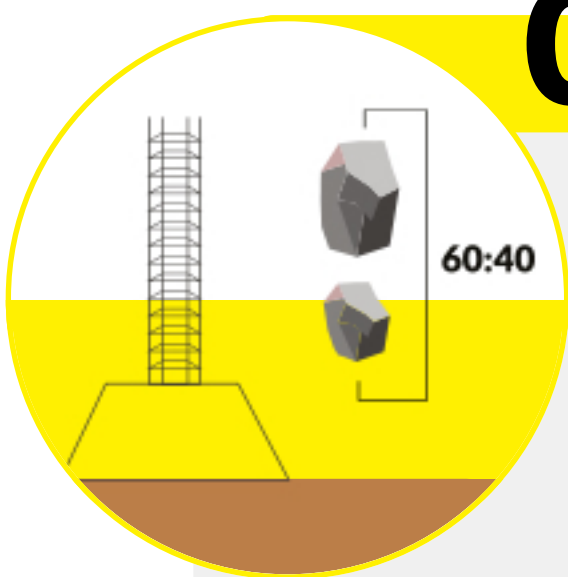
See that, after soaking the aggregates in the water for 24 hours, they do not absorb more than 2% of the water; aggregates that absorb more water are not suitable for use in concrete.

04



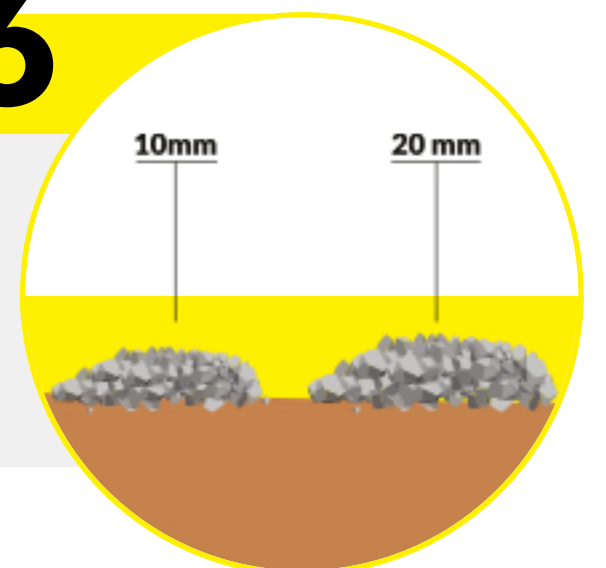
The quantity of slim and long stones in the aggregates should be less than 35%.

05



For the RCC footing mostly the aggregates of 20mm size are used, but for more strength you can mix the aggregates of 20mm and 10 mm in the ratio of 60:40.

06



Store different sized aggregates at different place, so that it becomes easy at the time of using them.



For more information on home-builing, click here.