
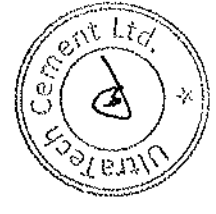


STATEMENT SHOWING SHAREHOLDING PATTERN IN REGULATION-31(1)(b) (Pre & Post)

1. Name of Listed Entity:	JAI PRAKASH ASSOCIATES LIMITED
2. Scrip Code/Name of Scrip/Class of Security	532532/ JPASSOCIAT/ EQUITY
3. Share Holding Pattern Filed under: Reg. 31(1)(a)/Reg. 31(1)(b)/Reg.31(1)(c)	Reg.31(1)(b)
a. If under 31(1)(b) then indicate the report for Quarter ending	31.03.2016
b. If under 31(1)(c) then indicate date of allotment/extinguishment	N.A
4. Declaration: The Listed entity is required to submit the following declaration to the extent of submission of information:-	

S No	Particulars	Promoter & Promoter Group		Public		Non Promoter Non Public	
		Yes/No	Yes/No	Yes/No	Yes/No	Yes/No	Yes/No
1	Whether the Listed Entity has issued any partly paid up shares?	No	No	No	No	No	No
2	Whether the Listed Entity has issued any Convertible Securities or Warrants?	No	No	Yes	No	No	No
3	Whether the Listed Entity has any shares against which depository receipts are issued?	No	No	No	No	No	No
4	Whether the Listed Entity has any shares in locked-in?	No	No	No	No	No	No
5	Whether any shares held by promoters are pledge or otherwise encumbered?	Yes	Yes	NA	NA	NA	NA
6	Whether the listed company has issued any differential voting rights?	No	No	No	No	No	No

\* If the Listed Entity selects the option 'No' for the questions above, the columns for the partly paid up shares, Outstanding Convertible Securities/ Warrants, depository receipts, locked-in shares, No of shares pledged or otherwise encumbered by promoters, as applicable, shall not be displayed at the time of dissemination on the Stock Exchange website. Also wherever there is 'No' declared by Listed Entity in above table the values will be considered as 'Zero' by default on submission of the format of holding of specified securities.







Table I - Summary Statement holding of specified securities

Category	Category of shareholder	Nos. of shareholders	No. of fully paid up equity shares held	No. of partly paid up equity shares held	No. of shares underlying Depository Receipts	Total Nos. shares held	Shareholding % of total shares (calculated as per SCRR, 1957)	Number of Voting Rights held in each class of securities			No. of Shares Underlying Outstanding convertible securities (including Warrants)	Shareholding, as a % assuming full conversion of securities (as a % of share capital)	Number of Locked in shares	Number of Shares pledged or otherwise encumbered	Number of equity shares held in dematerialized form	
								(i)	(ii)	(iii)						
(I)	(II)	(III)	(IV)	(V)	(VI)	(VII) = (IV) + (V) + (VI)	(VIII) = As a % of (A+B+C)	(IX)			(X)	(XI) = (XIII) + (XIV)	(XII)	(XV)		
								No of Voting Rights			Total as a % of (A+B+C)		As a % of total Shares held		As a % of total Shares held	
								Class - X (Equity)	Class - Y (Other)	Total			(a)	(b)	(c)	
(A)	Promoter & Promoter Group	85	957,954,844	-	-	957,954,844	39.38%	957,954,844	-	957,954,844	59.38%	0.00%	190,261,892	19.86%	957,954,844	
(B)	Public	627,399	1,474,502,131	-	-	1,474,502,131	60.62%	1,474,502,131	-	1,474,502,131	60.62%	0.00%	N.A.	N.A.	1,448,180,223	
(C)	Non Promoter, Non Public	-	-	-	-	-	0.00%	-	-	-	0.00%	-	-	-	-	
(C1)	Shares underlying DRs	-	-	-	-	-	0.00%	-	-	-	0.00%	-	-	-	-	
(C2)	Shares held by Employee Trusts	-	-	-	-	-	0.00%	-	-	-	0.00%	-	-	-	-	
	Total	627,484	2,432,456,975	-	-	2,432,456,975	100.00%	2,432,456,975	-	2,432,456,975	100.00%	0.00%	190,261,892	19.86%	2,404,195,069	






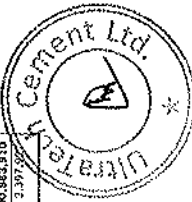
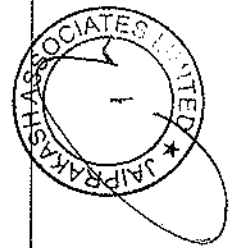


Table II - Statement showing shareholding pattern of the Promoter and Promoter Group

S No.	Category & Name of the Shareholders	PAX	No. of shareholders	No. of fully paid up equity shares held	Partly paid-up equity shares held	No. of shares underlying Depository Receipts	Total no. shares held	Shareholding calculated as per SEBI, 1997	No. of Voting Rights			Total as a % of Voting Rights	No. of Shares Underlying Outstanding convertible securities (Warrants)	Shareholding as a % assuming full conversion of convertible securities (as reported & diluted share capital)	Numbers of Locked in shares		Numbers of Shares pledged or otherwise encumbered	Number of Equity shares held in dematerialized form
									Class-X (Equity)	Class-Y (Other)	Total				(a)	(b)		
			(i)	(ii)	(iii)	(iv)	(v) = (ii)+(iii)+(iv)	(vi) = [(v) x 0.1475] / (1-0.1475)	(vii)	(viii)	(ix)	(x)	(xi) = [(vii)+(viii)+(ix)] as a % of A+B+C+D	(xii)	(xiii)	(xiv)	(xv)	
[1]	Indian Family (8/8th)		73	67,732,292	-	-	67,732,292	2.78	67,732,292	-	67,732,292	2.78	-	-	-	157,200	0.23	67,732,292
	1) ADARSH BALA JAIN	ACPR14058Q	-	605,550	-	-	605,550	0.09%	605,550	-	605,550	0.09%	-	-	-	-	0.09%	605,550
	2) ADARSH BALA JAIN	ACPR14059Q	-	2,000	-	-	2,000	0.00%	2,000	-	2,000	0.00%	-	-	-	-	0.00%	2,000
	3) ANJALI JAIN	AAJG17179Q	-	1,513,150	-	-	1,513,150	0.08%	1,513,150	-	1,513,150	0.08%	-	-	-	-	0.08%	1,513,150
	4) ANUJA JAIN	AALE04150Q	-	3,925,150	-	-	3,925,150	0.18%	3,925,150	-	3,925,150	0.18%	-	-	-	-	0.18%	3,925,150
	5) ARCHANA SHARMA	ABJ251554J	-	151,237	-	-	151,237	0.03%	151,237	-	151,237	0.03%	-	-	-	-	0.03%	151,237
	6) ARJUN SINGH	CAJ250191M	-	1,624,775	-	-	1,624,775	0.07%	1,624,775	-	1,624,775	0.07%	-	-	-	-	0.07%	1,624,775
	7) B. K. JAIR	AAJCH85293C	-	6,500	-	-	6,500	0.00%	6,500	-	6,500	0.00%	-	-	-	-	0.00%	6,500
	8) BHAVYA KUMAR	AAAP12013C	-	154,000	-	-	154,000	0.01%	154,000	-	154,000	0.01%	-	-	-	-	0.01%	154,000
	9) BELAY KUMAR JAIN	AAAP12186C	-	2,512,500	-	-	2,512,500	0.19%	2,512,500	-	2,512,500	0.19%	-	-	-	-	0.19%	2,512,500
	10) CHANDRA SALA GAUR	AAJG17193B	-	111,287	-	-	111,287	0.00%	111,287	-	111,287	0.00%	-	-	-	-	0.00%	111,287
	11) DATTI RAM GOPAL KADWADE	AAJG17175A	-	4,191,247	-	-	4,191,247	0.17%	4,191,247	-	4,191,247	0.17%	-	-	-	-	0.17%	4,191,247
	12) GYAN PRAMASH GAUR	AAJG17193F	-	36,046	-	-	36,046	0.00%	36,046	-	36,046	0.00%	-	-	-	-	0.00%	36,046
	13) GYAN PRAMASH GAUR	AAJG17193F	-	5,587	-	-	5,587	0.00%	5,587	-	5,587	0.00%	-	-	-	-	0.00%	5,587
	14) I. R. DUBEY	AAJG17200C	-	675,375	-	-	675,375	0.07%	675,375	-	675,375	0.07%	-	-	-	-	0.07%	675,375
	15) JAIPRAKASH GAUR	AAJG17192B	-	38,924	-	-	38,924	0.00%	38,924	-	38,924	0.00%	-	-	-	-	0.00%	38,924
	16) JATA SINGH	AAJG17193F	-	1,624,775	-	-	1,624,775	0.07%	1,624,775	-	1,624,775	0.07%	-	-	-	-	0.07%	1,624,775
	17) JYOTI KANAY KADWADE	AAJG17183A	-	435,375	-	-	435,375	0.09%	435,375	-	435,375	0.09%	-	-	-	-	0.09%	435,375
	18) K. P. SHARMA	AAJG17159H	-	3,322,894	-	-	3,322,894	0.28%	3,322,894	-	3,322,894	0.28%	-	-	-	-	0.28%	3,322,894
	19) KUMUD JAIN	AAJG17111B	-	9,750	-	-	9,750	0.00%	9,750	-	9,750	0.00%	-	-	-	-	0.00%	9,750
	20) MANJU SHARMA	AAJG17150Q	-	175,000	-	-	175,000	0.01%	175,000	-	175,000	0.01%	-	-	-	-	0.01%	175,000
	21) MANOJ GAUR	AAJG17181A	-	1,150	-	-	1,150	0.00%	1,150	-	1,150	0.00%	-	-	-	-	0.00%	1,150
	22) MAYANK SHARMA	AAJG17192C	-	126,127	-	-	126,127	0.01%	126,127	-	126,127	0.01%	-	-	-	-	0.01%	126,127
	23) NAKAM CHAND SHARMA	AAJG17157B	-	69,461	-	-	69,461	0.00%	69,461	-	69,461	0.00%	-	-	-	-	0.00%	69,461
	24) NARODTA GAUR	AAJG17193K	-	3,088,435	-	-	3,088,435	0.13%	3,088,435	-	3,088,435	0.13%	-	-	-	-	0.13%	3,088,435
	25) NAVJEEN KUMAR SINGH	AAJG17155X	-	5,620	-	-	5,620	0.00%	5,620	-	5,620	0.00%	-	-	-	-	0.00%	5,620
	26) NURAGLA SHARMA	AAJG17151P	-	2,502,500	-	-	2,502,500	0.19%	2,502,500	-	2,502,500	0.19%	-	-	-	-	0.19%	2,502,500
	27) NURUPMA SARLANJI	AAJG17148D	-	4,043,795	-	-	4,043,795	0.17%	4,043,795	-	4,043,795	0.17%	-	-	-	-	0.17%	4,043,795
	28) P. K. JAIN	AAJG17171H	-	52,287	-	-	52,287	0.00%	52,287	-	52,287	0.00%	-	-	-	-	0.00%	52,287
	29) PANKAJ GAUR	AAJG17143P	-	158,750	-	-	158,750	0.01%	158,750	-	158,750	0.01%	-	-	-	-	0.01%	158,750
	30) PARADIP VORA	AAJG17150K	-	2,260,875	-	-	2,260,875	0.09%	2,260,875	-	2,260,875	0.09%	-	-	-	-	0.09%	2,260,875
	31) PRAVIN KUMAR SINGH	AAJG17156J	-	3,190,470	-	-	3,190,470	0.19%	3,190,470	-	3,190,470	0.19%	-	-	-	-	0.19%	3,190,470
	32) PUNEEB KUMAR JAIN	AAJG17149P	-	5,092	-	-	5,092	0.00%	5,092	-	5,092	0.00%	-	-	-	-	0.00%	5,092
	33) RAJ KUMAR SINGH	AAJG17155T	-	150,750	-	-	150,750	0.01%	150,750	-	150,750	0.01%	-	-	-	-	0.01%	150,750
	34) RAJESH KUMAR SINGH	AAJG17153T	-	5,043,241	-	-	5,043,241	0.21%	5,043,241	-	5,043,241	0.21%	-	-	-	-	0.21%	5,043,241
	35) RAJENDR SINGH	AAJG17158D	-	300	-	-	300	0.00%	300	-	300	0.00%	-	-	-	-	0.00%	300
	36) RAKESH SHARMA	AAJG17152Q	-	1,312	-	-	1,312	0.00%	1,312	-	1,312	0.00%	-	-	-	-	0.00%	1,312
	37) RANESH SHARMA	AAJG17156Z	-	250	-	-	250	0.00%	250	-	250	0.00%	-	-	-	-	0.00%	250
	38) RAN VIKR SINGH	AAJG17157K	-	3,043,015	-	-	3,043,015	0.13%	3,043,015	-	3,043,015	0.13%	-	-	-	-	0.13%	3,043,015



S.No.	Category & Name of the Shareholders	PAK	No. of shareholders	No. of fully paid up equity shares held	Party paid-up equity shares held	No. of underlying Depository Receipts	Total nos. shares held	Shareholding % as per SCRR, 1957	Number of Voting Rights held in each class of securities				Total as a % of Total Voting rights	No. of Shares Underlying Outstanding convertible securities (including warrants)	Shareholding assuming Out conversion of convertible securities (as a percentage of diluted share capital)	Numbers of Locked in Shares	Number of Shares pledged or otherwise encumbered	Number of equity shares held in dematerialized form
									No of Voting Rights									
									Class X (Equity)	Class Y (Preference)	Total							
46	RASHI DIXIT	AHCP0126M		67,275			67,275	0.00%				67,275	0.00%				67,275	
47	REKHA DIXIT	AAJF0168H		59,461			59,461	0.00%				59,461	0.00%				59,461	
48	MISHABJI JAIN	AHSP010GB		375,000			375,000	0.00%				375,000	0.00%				375,000	
49	RITA DIXIT	AAJF0199G		155,711			155,711	0.01%				155,711	0.01%				155,711	
50	SAKHEER GAUR	AAQR0133C		2,000			2,000	0.00%				2,000	0.00%				2,000	
51	SANJANA JAIN	AHSP0103A		362,970			362,970	0.01%				362,970	0.01%				362,970	
52	SARAT KUMAR JAIN	AHSP0099Z		2,048,016			2,048,016	0.00%				2,048,016	0.00%				2,048,016	
53	SATYENDRA PRAKASH JOSHI	AAJF0041E		569,251			569,251	0.00%				569,251	0.00%				569,251	
54	SHAIL JAIN	AAJF0140A		143,440			143,440	0.01%				143,440	0.01%				143,440	
55	SHASHI KUMAR	AAHPT029F		315,000			315,000	0.01%				315,000	0.01%				315,000	
56	SHRIVA DIXIT	AAAF0034K		124,632			124,632	0.01%				124,632	0.01%				124,632	
57	SURAVAN JAIN	AAAR0026C		24,000			24,000	0.00%				24,000	0.00%				24,000	
58	SHIVAN JAIN	AAAR0016C		9,000			9,000	0.00%				9,000	0.00%				9,000	
59	SHYAM KUMAR SINGH	AAAR0177A		33,840			33,840	0.00%				33,840	0.00%				33,840	
60	SONIA GUPTA	AAAF0028P		107,437			107,437	0.00%				107,437	0.00%				107,437	
61	SUCHARITA JAIN	ADSF0046F		125			125	0.00%				125	0.00%				125	
62	SUNIL DATTARAM KADWAGE	AAHPR011H		194,250			194,250	0.01%				194,250	0.01%				194,250	
63	SUNIL JOSHI	AAAR0497L		2,139,000			2,139,000	0.07%				2,139,000	0.07%				2,139,000	
64	SUNIL KUMAR SHARMA	ABRPS149R		1,500			1,500	0.00%				1,500	0.00%				1,500	
65	SUNIL KUMAR SHARMA	ABRPS149R		1			1	0.00%				1	0.00%				1	
66	SUNITA JOSHI	AAJF0041E		2,512,500			2,512,500	0.10%				2,512,500	0.10%				2,512,500	
67	SUNITA JOSHI	AAJF0041E		16,500			16,500	0.00%				16,500	0.00%				16,500	
68	SUNNY GAUR	AAJF0127E		238,045			238,045	0.01%				238,045	0.01%				238,045	
69	SURESH JAIN	AAJF0131S		2,328,215			2,328,215	0.10%				2,328,215	0.10%				2,328,215	
70	SURESH KUMAR	AAAR0132D		33,000			33,000	0.00%				33,000	0.00%				33,000	
71	URVASHI GAUR	AAAR0132D		93,000			93,000	0.00%				93,000	0.00%				93,000	
72	URVASHI GAUR	AAAR0132D		77,506			77,506	0.00%				77,506	0.00%				77,506	
73	VARSHA SINGH	AAAR0132E		1,624,775			1,624,775	0.07%				1,624,775	0.07%				1,624,775	
74	VJAY GAUR	AAAR0133E		865,912			865,912	0.04%				865,912	0.04%				865,912	
75	VJAY GAUR	AAAR0133E		20,625			20,625	0.00%				20,625	0.00%				20,625	
76	VJAY GAUR	AAAR0133E		69,461			69,461	0.00%				69,461	0.00%				69,461	
77	VAROD SHARMA	AAAR0133E		156,662			156,662	0.01%				156,662	0.01%				156,662	
78	VISHN JAIN	AAAR0140C		2,021,581			2,021,581	0.08%				2,021,581	0.08%				2,021,581	
79	VISHALI JAIN	ABOP0422G		4,031,687			4,031,687	0.17%				4,031,687	0.17%				4,031,687	
(a) Central Government/ State Government(s)																		
(c) Financial Institutions/ Banks																		
(d) Any Other (Specify)																		
Total																		
700,883,210																		
2,397,927																		
700,883,210																		
2,397,927																		
28.81																		
700,883,210																		
2,397,927																		
0.10%																		
28.81																		
700,883,210																		
2,397,927																		
0.10%																		
28.81																		
700,883,210																		
2,397,927																		
0.10%																		
28.81																		
700,883,210																		
2,397,927																		
0.10%																		



Sl. No.	Category & Name of the Shareholders	PAN	No. of Shareholder	No. of fully paid up equity shares held	Partly paid up equity shares held	No. of shares carrying Depository Receipts	Total nos. shares held	Shareholding % calculated as per section 89(1), 1997	Number of Voting Rights held in each class of securities			No. of Shares Outstanding including Depository Receipts	Shareholding as a % assuming full conversion of convertible securities (as a percentage of diluted share capital)	Number of Locked in shares	Number of Shares pledged or otherwise encumbered	Number of equity shares held in dematerialized form	
									Class - X (Equity)	Class - Y (Debt)	Total						
No. of Voting Rights																	
Total as a % of Voting Rights																	
As a % of total shares held																	
As a % of total shares held																	
	1. KESLAV ENTERPRISES PVT LTD	AAACG0345M		3,001,832	-	-	3,001,832	0.12%	3,001,832	-	3,001,832	-	-	-	787,500	27.14	2,901,332
	2. SAN PRAKASH EXPORTS PVT LTD	AAACG5883D		3,431,127	-	-	3,431,127	0.14%	3,431,127	-	3,431,127	-	-	-	0	0	3,431,127
	3. HAYPEE INFRA VENTURES IA PRIVATE COMPANY WITH UNLIMITED LIABILITY	AAACG15428E		688,306,042	-	-	688,306,042	28.30%	688,306,042	-	688,306,042	-	-	-	0	0	688,306,042
	4. LUCKYFIN FINANCIAL SERVICES LIMITED	AAACG10485H		3,703,500	-	-	3,703,500	0.15%	3,703,500	-	3,703,500	-	-	-	0	0	3,703,500
	5. SHREE ENTERPRISES PVT LTD	AAACG0739Q		795	-	-	795	0.00%	795	-	795	-	-	-	0	0	795
	6. SRMB DAIRY FARMINGS PVT LTD	AAACG8190E		142,687	-	-	142,687	0.01%	142,687	-	142,687	-	-	-	0	0	142,687
	<b>Trust</b>																
	1. RESHA DIXIT TRUSTEE JCI TRUST	AAAGT1809AJ		189,316,882	-	-	189,316,882	7.78	189,316,882	-	189,316,882	-	-	-	189,316,882	100	189,316,882
	2. SAMBER GAUR TRUSTEE JEL TRUST	AAAGT18032R		49,657,605	-	-	49,657,605	2.04%	49,657,605	-	49,657,605	-	-	-	49,657,605	100	49,657,605
	3. RESHMI KUMAR SHARMA TRUSTEE JABTI1689F TRUST	AAAGT1689F		67,848,627	-	-	67,848,627	2.79%	67,848,627	-	67,848,627	-	-	-	67,848,627	100	67,848,627
	4. JAL TRUST	AAAGT1622G		45,074,914	-	-	45,074,914	1.85%	45,074,914	-	45,074,914	-	-	-	45,074,914	100	45,074,914
	5. ANUR TRUSTEE CAEL TRUST	AAAGT1622G		26,735,736	-	-	26,735,736	1.10%	26,735,736	-	26,735,736	-	-	-	26,735,736	100	26,735,736
	<b>Sub-Total (A1)</b>			<b>957,933,084</b>	-	-	<b>957,933,084</b>	<b>39.38</b>	<b>957,933,084</b>	-	<b>957,933,084</b>	-	-	-	<b>190,261,882</b>	<b>19.86</b>	<b>957,933,084</b>
	<b>(B) Foreign</b>																
	1. Individuals (Non-Resident Individuals/ Foreign Individuals)			21,760	-	-	21,760	0.00%	21,760	-	21,760	-	-	-	-	0.00%	21,760
	2. CHARTERED BANK	AAAGT1622E		21,760	-	-	21,760	0.00%	21,760	-	21,760	-	-	-	-	0.00%	21,760
	<b>(B) Government</b>																
	<b>(B) Financial Institutions</b>																
	<b>(B) Foreign Promoters/Investors</b>																
	<b>(B) Any Other Foreign</b>																
	<b>Sub-Total (A2)</b>			<b>21,760</b>	-	-	<b>21,760</b>	<b>0.00</b>	<b>21,760</b>	-	<b>21,760</b>	-	-	-	-	<b>0.00</b>	<b>21,760</b>
	<b>Total Shareholding of Promoter and Promoter Group (A+B)</b>		<b>85</b>	<b>957,933,844</b>	-	-	<b>957,933,844</b>	<b>39.38</b>	<b>957,933,844</b>	-	<b>957,933,844</b>	-	-	-	<b>190,261,882</b>	<b>19.86</b>	<b>957,933,844</b>

(1) This table would not be disclosed as results of Black Box exercise.  
 (2) The term "Encumbrance" has the same meaning as assigned under regulation 28(3) of SEBI (Substantial Acquisition of Shares and Takeovers) Regulations, 2011.


Table - IIA

Details of Shares which remain unclaimed may be given hear along with details such as number of shareholders, outstanding shares held in demat/unclaimed suspense account, voting rights which are frozen etc.

No. of shareholders	No of Shares held
Nil	Nil







258	68,975,655	2.84%	68,975,655	2.84%	68,975,655	N.A.	68,975,655	2.84%	N.A.	68,975,655
(ii) Individual shareholders holding nominal share capital in excess of Rs. 2 lakhs										
24	6,754,964	0.28%	6,754,964	0.28%	6,754,964	N.A.	6,754,964	0.28%	N.A.	6,754,964
(b) Other shareholders										
2	2,528,489	0.10%	2,528,489	0.10%	2,528,489	N.A.	2,528,489	0.10%	N.A.	2,528,489
(c) Overseas Depositories holding shareholding figure										
None										
(d) Other Entities										
16,952	215,018,931	8.84%	215,018,931	8.84%	215,018,931	N.A.	215,018,931	8.84%	N.A.	215,018,931
(i) Corporate Body (Foreign Body)										
4	1,860,921	0.08%	1,860,921	0.08%	1,860,921	N.A.	1,860,921	0.08%	N.A.	1,860,921
2,267	140,726,732	0.05%	140,726,732	0.05%	140,726,732	N.A.	140,726,732	0.05%	N.A.	140,726,732
(ii) Banks/Corporate										
6,040	32,698,475	1.34%	32,698,475	1.34%	32,698,475	N.A.	32,698,475	1.34%	N.A.	32,698,475
(iii) Non-resident Indians										
9,048	16,402,730	0.67%	16,402,730	0.67%	16,402,730	N.A.	16,402,730	0.67%	N.A.	16,402,730
(iv) Friends, undivided family										
2	5,375	0.00%	5,375	0.00%	5,375	N.A.	5,375	0.00%	N.A.	5,375
(v) Others										
24	9,375,266	0.39%	9,375,266	0.39%	9,375,266	N.A.	9,375,266	0.39%	N.A.	9,375,266
(vi) Clearing Members & in transit										
203	7,939,572	0.33%	7,939,572	0.33%	7,939,572	N.A.	7,939,572	0.33%	N.A.	7,939,572
(vii) Total										
627,392	817,168,769	33.59%	817,168,769	33.59%	817,168,769	N.A.	817,168,769	33.59%	N.A.	817,168,769
Sub-Total (B)(2)										
Total Public Shareholding (B)(2)										
(B)(1)-(B)(2)-(B)(3)										
627,392	1,474,492,131	60.82%	1,474,492,131	60.82%	1,474,492,131	N.A.	1,474,492,131	60.82%	N.A.	1,474,492,131
Total Public Shareholding (B)(1)-(B)(2)-(B)(3)										
Jajra Group ESOP 2009 Trust (Private Ltd Sundry Govt & Jajra Group Employees Welfare Trust (Private Ltd) B.N. Overseas]										
							3.16%			3.16%
Total Public Shareholding (B)(1)-(B)(2)-(B)(3)										





Details of the shareholders acting as persons in Concert including their Shareholding:

S.No.	Name of shareholder	Name of PAC	No. of Shares	Holding %
1	ORBIS SICAV - ASIA EX-JAPAN EQUITY FUND	ORBIS SICAV - GLOBAL EQUITY FUND	35,389,474	1.45
2	do	ORBIS GLOBAL EQUITY FUND(AUSTRALIA REGISTERED)	17,258,380	0.71
3	do	ORBIS GLOBAL EQUITY FUND LTD	11,491,206	0.47
	Total		64,139,060	2.64
1	LIFE INSURANCE CORPORATION OF INDIA	LIC OF INDIA MARKET PLUS 1 GROWTH FUND	23,282,124	0.96
2	do	LIC OF INDIA MONEY PLUS GROWTH FUND	21,535,344	0.89
3	do	LIC OF INDIA MARKET PLUS GROWTH FUND	14,354,393	0.59
4	do	LIC OF INDIA PROFIT PLUS GROWTH FUND	6,341,983	0.26
5	do	LIFE INSURANCE CORPORATION OF INDIA P & GS FUND	2,375,000	0.10
6	do	LIC OF INDIA WEALTH PLUS FUND	2,374,868	0.10
7	do	LIC OF INDIA MARKET PLUS 1 BALANCED FUND	790,000	0.03
8	do	LIC OF INDIA JEEVAN PLUS GROWTH FUND	463,975	0.02
9	do	LIC OF INDIA MONEY PLUS 1 GROWTH FUND	376,246	0.02
10	do	LIC OF INDIA MARKET PLUS 1 SECURED FUND	272,500	0.01
11	do	LIC OF INDIA HEALTH PLUS FUND	80,133	0.00
12	do	LIC OF INDIA JEEVAN SAATHI PLUS GROWTH FUND	52,500	0.00
13	do	LIC OF INDIA FORTUNE PLUS GROWTH FUND	50,000	0.00
14	do	LIC OF INDIA CHILD FORTUNE PLUS GROWTH FUND	30,000	0.00
15	do	LIC OF INDIA GRATUITY PLUS BALANCE FUND	15,000	0.00
16	do	LIC OF INDIA MONEY PLUS BALANCED FUND	11,250	0.00
17	do	LIC OF INDIA HEALTH PROTECTION PLUS FUND	9,600	0.00
18	do	LIC OF INDIA MONEY PLUS SECURED FUND	6,500	0.00
19	do	LIC OF INDIA GRATUITY PLUS INCOME FUND	5,250	0.00
20	do	LIFE INSURANCE CORPN OF INDIA	3,000	0.00
21	do	LIC OF INDIA PROFIT PLUS SECURED FUND	2,500	0.00
22	do	LIC OF INDIA BIMA PLUS RISK FUND	2,475	0.00

23	do	LIC OF INDIA JEEVAN SAATHI PLUS BALANCED FUND	2,000	0.00
24	do	LIC OF INDIA JEEVAN SAATHI PLUS SECURED FUND	1,000	0.00
25	do	LIFE INSURANCE CORPORATION OF INDIA	750	0.00
	Total		72,438,391	2.98
1	PLATINUM INTERNATIONAL FUND	PLATINUM CAPITAL LIMITED	3,321,586	0.14
2	do	MLC MASTERKEY UNIT TRUST MLC-PLATINUM GLOBAL FUND	9,604,733	0.39
3	do	THE PLATINUM MASTER PORTFOLIO LTD.	5,231,654	0.22
	Total		18,157,973	0.75

Note: The Shareholding of main PAC has already been mentioned in Table III at SL.No. 1(e) and 1(g) as these hold more than 1% shares in the Company and therefore, their names and shares held are not repeated in the above list.



Table - IIB

Details of Shares which remain unclaimed may be given hear along with details such as number of shareholders, outstanding shares held in demat/unclaimed suspense account, voting rights which are frozen etc.

No. of shareholders	No of Shares held
6870	5,698,094



Table IV - Statement showing shareholding pattern of the Non Promoter- Non Public shareholder

S No.	Category & Name of the Shareholders	PAN	No. of shareholder	No. of fully paid up equity shares held	Partly paid up equity shares held	No. of shares being Deposited Receipts	Total No. of shares held	Shareholding % calculated as per SEBI, 1997	Number of Voting Rights held in each class of securities	No. of Shares Underlying Outstanding securities (including Warrants)	Total shareholding as a % assuming full conversion of convertible securities (including diluted share capital)	Number of Locked in shares		Number of Shares pledged or otherwise encumbered	Number of equity shares held in dematerialized form (Not Applicable)
												(A)	(B)		
No. of Voting Rights															
										Class - X (Equity)		Class - Y (Preferred)		Total	
										(C)	(D)	(E)	(F)	(G)	(H)
										As a % of total Shares held		As a % of total Shares held (Not applicable)		As a % of total Shares held (Not applicable)	
3	<b>Custodian/DR Holder</b>														
	Name of DR Holder (if available)														
	Employee Benefit Trust (under SEBI (Share based Employee Benefit) Regulations, 2014)														
2	<b>Total Non Promoter, Non Public Shareholding (C+D+E+F+G+H)</b>														

NOTE: (1) PAN would not be disclosed on website of Stock Exchange.  
 (2) The above format needs to disclose name of all holders holding more than 1% of total number of shares  
 (3) W.r.t. the information pertaining to Depository Receipts, the same may be checked in the respective websites to the extent information available.

