

# Read further to know about the steps of construction:

**01**



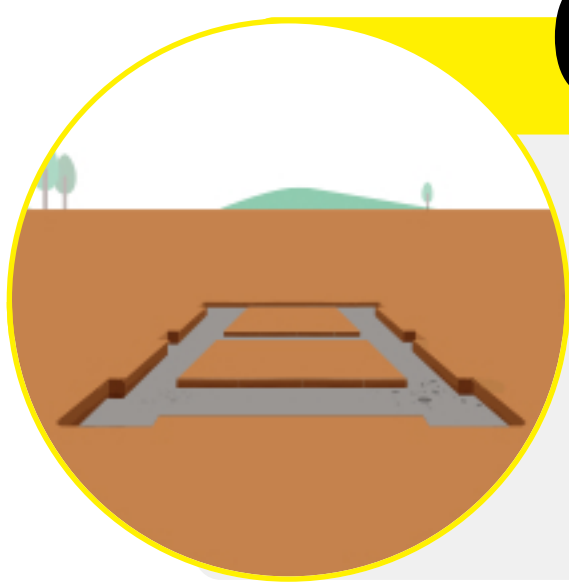
After preparing the plan of the house, the first thing to do is get the exact plot marking done by the government office and to get the survey done by the surveyor.

**02**

First of all get the whole plot cleaned and get the layout marking done by the Architect and then start the work of excavation there.



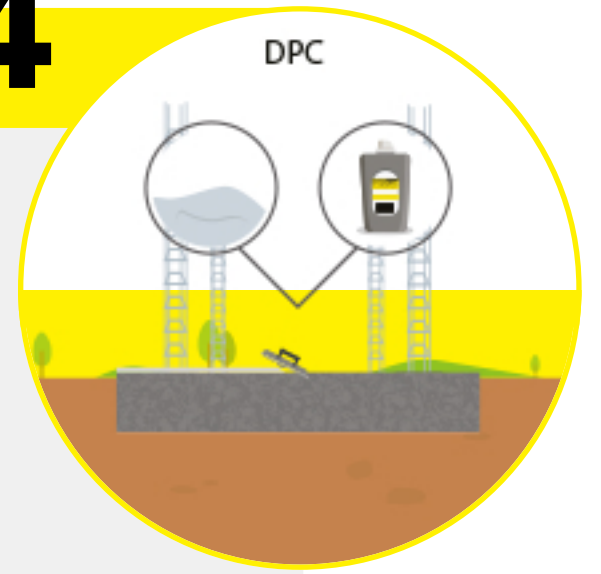
**03**



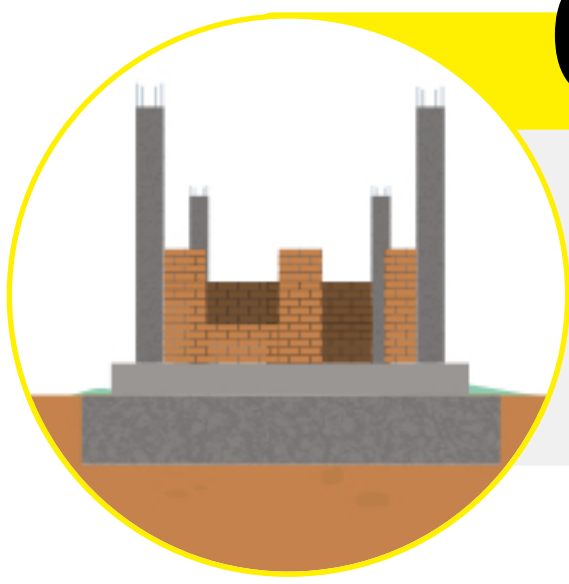
After the excavation is completed, start the work of concrete foundation and after that start the work of plinth beams for making the walls of your house strong.

**04**

If the plinth beam has not been layed, get the Damp Proof Course (DPC) done on the foundation to make your house waterproof and then start constructing walls. Do not forget to mix waterproofing agent like UltraTech ILW/ILW plus in the DPC.



**05**



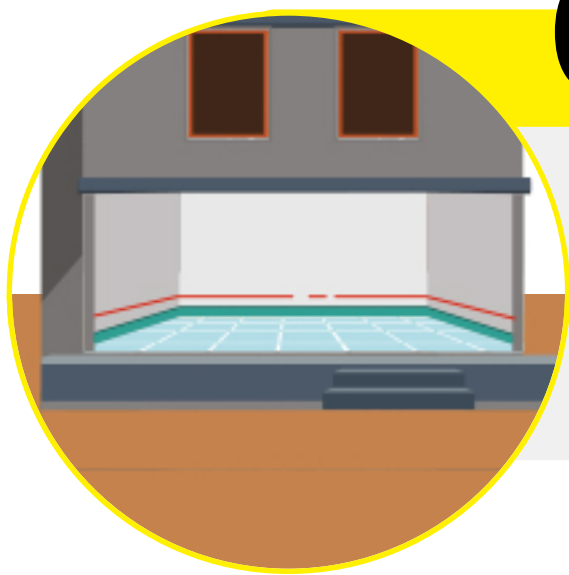
Do place a lintel beams while constructing the wall, so as to avoid dead weight on the doors and windows.

**06**

After that, get the roof and slab work done.



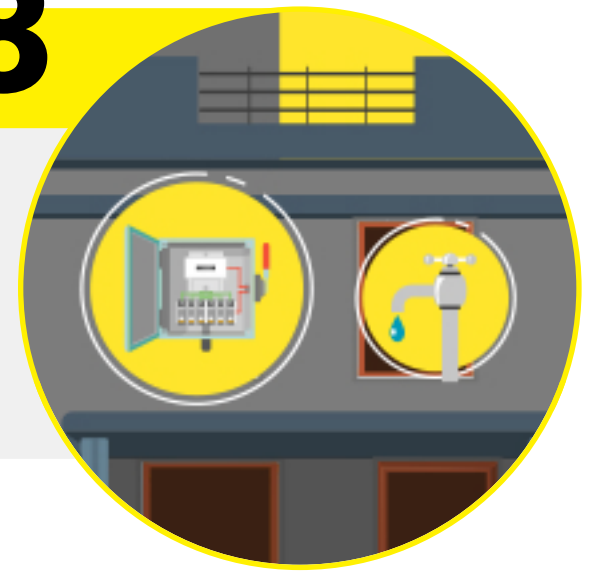
**07**



Then go for plastering and curing of the walls and then start the work of flooring and tiling.

**08**

After that, comes the electric fittings, taps, fixing of doors and windows.



**09**



Lastly, get the painting done.



For more information on home-building, click here.